

**HEAVY RAINFALL FORECAST BULLETIN No: 202506010**

**CATEGORY OF FORECAST: WATCH**

**ISSUED ON 10<sup>TH</sup> JUNE, 2025**

**Valid: From 0000UTC of 11<sup>TH</sup> JUNE, 2025 to 2359UTC of 13<sup>TH</sup> JUNE, 2025.**

### 1.1 INTERPRETATIONS

**Moderate to Heavy Rainfall** is anticipated during the forecast period (Wednesday 11<sup>TH</sup>, Thursday 12<sup>TH</sup> and Friday 13<sup>TH</sup> of JUNE) over parts of Adamawa, Plateau, Kaduna and Nasarawa states (**see places in Orange colour**). **Light to Moderate Rainfall** is anticipated over places in **Yellow colour** (Day 1, Day 2 and Day 3). Very light or no rain is expected over the rest of the country (**See places in green**).

### 1.2 CAUTION

There are prospects of flash flooding as a result of the expected moderate to heavy rainfall. Strong winds may accompany the rains.

The public is advised not to drive through surface runoff waters, as they have strong undercurrents. Other likely hazards include slippery road surfaces, reduced visibility during the rain which can disrupt road traffic. Strong winds are a threat to weak structures, trees and mast. Disconnect electrical appliances before and not during the rains. Elsewhere (See places in Green), no hydrometeorological hazards are anticipated. The public is however advised to watch out for updates.

### LEGEND AND ITS INTERPRETATIONS

LIKELIHOOD	≥ 60%		2	6	10
	≥ 40%		1	5	9
	≥ 20%			4	8
	≥ 10%			3	7
		Very light	Light	Moderate	Heavy
IMPACT					

**1:** Probability between 40 and 60% to have a cumulative rainfall between 10 and 20 mm in 24 hours

**2:** Probability of more than 60% to have a cumulative rainfall between 10 and 20 mm in 24 hours

**4:** Probability between 20 and 40% to have a cumulative rainfall between 20 and 50 mm in 24 hours

**5:** Probability between 40 and 60% to have a cumulative rainfall between 20 and 50 mm in 24 hours

**6:** Probability of more than 60% to have a cumulative rainfall between 20 and 50 mm in 24 hours

**8:** Probability between 20 and 40% to have a cumulative rainfall greater than 50 mm in 24 hours

**9:** Probability between 40 and 60% to have a cumulative rainfall of greater 50 mm in 24 hours

**10:** Probability of more than 60% to have a cumulative rainfall greater than 50 mm in 24 hours

S/N	Range	Category
1.	< 10mm	Very Light Rainfall
2.	10 – 20mm	Light Rainfall
3.	20 – 50mm	Moderate Rainfall
4.	> 50mm	Heavy Rainfall

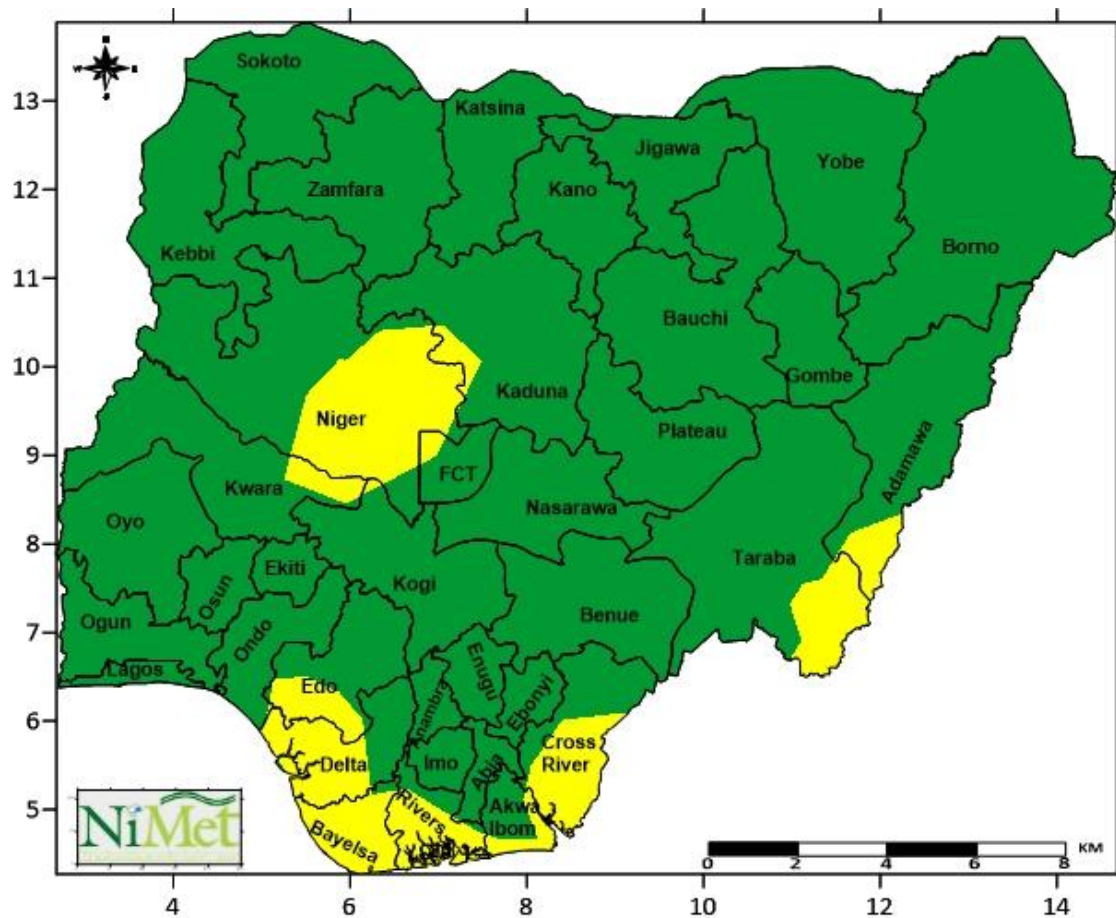


Fig 1.0: Spatial display of rainfall and probability valid from 0000UTC of 11<sup>TH</sup> JUNE to 2359UTC of 11<sup>TH</sup> JUNE, 2025.

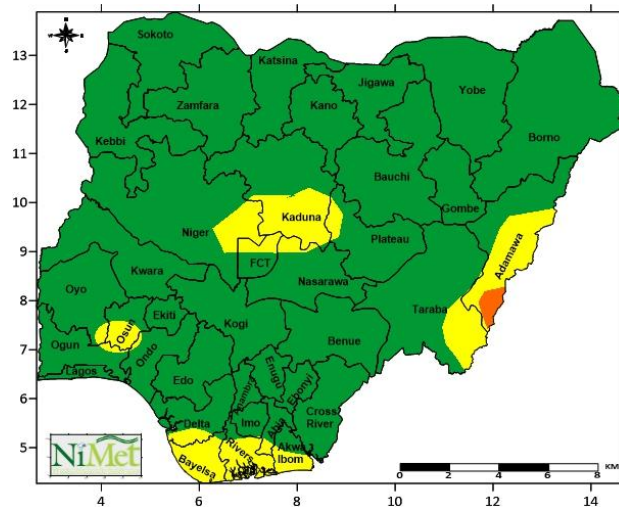


Fig 2.0: Spatial display of rainfall and probability valid from 0000UTC of 12<sup>TH</sup> JUNE to 2359UTC of 12<sup>TH</sup> JUNE, 2025.

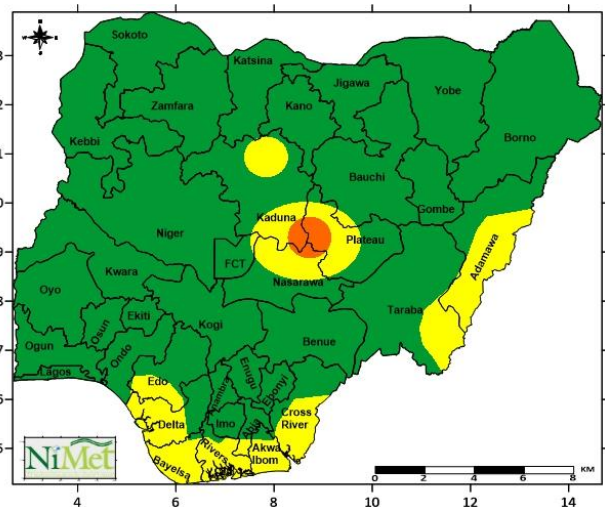


Fig 3.0: Spatial display of rainfall and probability valid from 0000UTC of 13<sup>TH</sup> JUNE to 2359UTC of 13<sup>TH</sup> JUNE, 2025.